



COOPERTIRES



CS4 Touring H/V RATED

CS4 Touring H/V Rated has been created with an innovative five rib tread design incorporating numerous features to provide excellent stability, traction and treadwear.





CS4 Touring H/V RATED

R-Tech Construction (Response Technology): Utilises several design features that work in concert to provide enhanced tyre performance.

Coupled Silica Tread Compound: Contains a chemically-coupled silica and carbon black compound giving superior wet traction without sacrificing tread wear. An optimised polymer matrix allows the compound to remain pliable at lower temperatures while contributing to lower rolling resistance.

Utilising Ventless Technology: In the tread area, the CS4 Touring exhibits a crisp, clean, premium appearance.

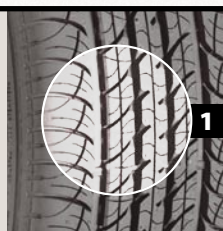
H/V-Speed Rated All-Weather: Sizes to fit a wide range of vehicles.

| RATING | KM/H | MPH |
|--------|------|-----|
| N | 140 | 87 |
| Q | 160 | 99 |
| R | 170 | 106 |

| RATING | KM/H | MPH |
|----------|------------|------------|
| S | 180 | 112 |
| T | 190 | 118 |
| H | 210 | 130 |

| RATING | KM/H | MPH |
|----------|------------|------------|
| V | 240 | 149 |
| W | 270 | 168 |
| Y | 300 | 186 |

1 The Innovative Five Rib Tread Design: Provides excellent stability, traction and treadwear.



For speed symbols V,W & Y load capacity reductions of up to 15% apply, above 210 Km/h for V-rated tyres, 240 Km/h for W-rated tyres & 270 Km/h for Y-rated tyres. Please consult Cooper Tire & Rubber Company for further information.








CS4 Touring H/V RATED

| 50 Series | | | | | | |
|-----------|------|-----|-----------|-----|-----|--|
| 205/50R16 | 87H | 6.5 | 5.5 - 7.5 | 214 | 612 | |
| 225/50R16 | 92V | 7.0 | 6.0 - 8.0 | 233 | 632 | |
| 215/50R17 | 91V | 7.0 | 6.0 - 7.5 | 226 | 648 | |
| 225/50R17 | 94V | 7.0 | 6.0 - 8.0 | 233 | 658 | |
| 235/50R17 | 96V | 7.5 | 6.5 - 8.5 | 245 | 668 | |
| 55 Series | | | | | | |
| 195/55R15 | 85V | 6.0 | 5.5 - 7.0 | 201 | 595 | |
| 205/55R16 | 91H | 6.5 | 5.5 - 7.5 | 214 | 632 | |
| 215/55R16 | 93H | 7.0 | 6.0 - 7.5 | 226 | 642 | |
| 225/55R16 | 95V | 7.0 | 6.0 - 8.0 | 233 | 654 | |
| 225/55R16 | 95H | 7.0 | 6.0 - 8.0 | 233 | 654 | |
| 215/55R17 | 94V | 7.0 | 6.0 - 7.5 | 226 | 668 | |
| 225/55R17 | 97V | 7.0 | 6.0 - 8.0 | 233 | 680 | |
| 235/55R17 | 99V | 7.5 | 6.5 - 8.5 | 245 | 690 | |
| 60 Series | | | | | | |
| 185/60R14 | 82H | 5.5 | 5.0 - 6.5 | 189 | 578 | |
| 195/60R14 | 86H | 6.0 | 5.5 - 7.0 | 201 | 590 | |
| 195/60R15 | 88H | 6.0 | 5.5 - 7.0 | 201 | 615 | |
| 205/60R15 | 91H | 6.0 | 5.5 - 7.5 | 209 | 627 | |
| 215/60R15 | 94H | 6.5 | 6.0 - 7.5 | 221 | 639 | |
| 225/60R15 | 96H | 6.5 | 6.0 - 8.0 | 228 | 651 | |
| 205/60R16 | 92V | 6.0 | 5.5 - 7.0 | 209 | 652 | |
| 215/60R16 | 95V | 6.5 | 6.0 - 7.5 | 221 | 664 | |
| 225/60R16 | 98V | 6.5 | 6.0 - 8.0 | 228 | 676 | |
| 235/60R16 | 100V | 7.0 | 6.5 - 8.5 | 240 | 688 | |
| 225/60R18 | 100V | 6.5 | 6.0 - 8.0 | 228 | 727 | |
| 65 Series | | | | | | |
| 185/65R14 | 86H | 5.5 | 5.0 - 6.5 | 189 | 596 | |
| 185/65R15 | 88H | 5.5 | 5.0 - 6.5 | 189 | 621 | |
| 195/65R15 | 91H | 6.0 | 5.5 - 7.0 | 201 | 635 | |
| 205/65R15 | 94V | 6.0 | 5.5 - 7.5 | 209 | 647 | |
| 205/65R15 | 94H | 6.0 | 5.5 - 7.5 | 209 | 647 | |
| 215/65R15 | 96H | 6.5 | 6.0 - 7.5 | 221 | 661 | |
| 235/65R17 | 104H | 7.0 | 6.5 - 8.5 | 240 | 738 | |

M+S RATED

SYMBOLS KEY

-  SERVICE DESCRIPTION
-  RECOMMENDED RIM WIDTH
-  APPROVED RIM WIDTH - MIN/MAX
-  SECTION WIDTH
-  OVERALL DIAMETER